

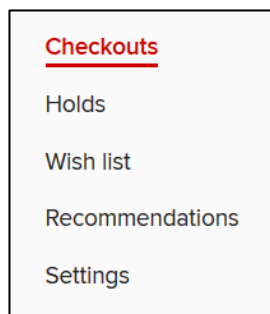
## Using OverDrive for Devices with Apps iPad & iPhone, Kindle Fire & HD, NOOK Color & Tablet, Android

### BORROWING INFORMATION

Borrow ebooks, audiobooks, magazines, and more from the DeWitt Community Library - anywhere, anytime for your tablets, computers, smartphones, ereaders, MP3 players and more! All you need is a library card. You can borrow up to 10 digital titles (ebooks & audiobooks) and 10 magazines at a time. Titles return automatically so there are no overdue fines. Set your borrowing time on your **My Account > Settings page**.



To **renew** an item: visit your online **Checkouts page** 3 days before your book is due to see if you can renew it.



You can do a lot from the **My Account** page. From the main page, you can find the My Account page in the upper right.

The account menu on the left of the screen on that page has many important features. From there, you can see all the items you have checked out, manage your holds, look at your wish list, find items you have recommended to the library and to change your settings.

### AUTHORIZING

Authorizing the OverDrive app allows you to download DRM-protected eBooks. Newer versions of the OverDrive app will **automatically authorize** when you sign in. You can change your authorization (after you sign in) to use an **Adobe ID** instead. Do this if you've downloaded eBooks to other devices using your Adobe ID and you'd like to download the same eBooks to the OverDrive app. See a librarian or this link for more help: <http://tinyurl.com/overdrive-authorize>

### PLACING A HOLD

Click or tap the **Place a hold** button under a title (or on its details page). Enter and confirm your email address. Then, select **Place a hold**. When the title is available, it will be automatically checked out to you. You'll receive an email notification letting you know that it's waiting for you on your **Checkouts page**.

### GET MORE HELP

Do you have a question? Search the OverDrive Help page for answers to common questions on all devices: <http://help.overdrive.com/>

If you need more assistance, Call the DeWitt Community Library and we would be glad to help!  
**315 446-3578**

We have quick troubleshooting and 1 hour one-on-one assistance available. Don't hesitate to call with your question!



# Using OverDrive for Devices with Apps

## iPad & iPhone, Kindle Fire & HD, NOOK Color & Tablet, Android

### SETUP

#### Step 1: DOWNLOAD THE APP

Go to the app store on your device:  
Apple App Store for iPad and iPhone  
Amazon Appstore for Kindle Fire and Kindle HD  
Google Play Store for NOOKs  
OR Android Market for Android tablets

Search for and download the **OverDrive** app.

#### Step 2: SIGN UP FOR AN ACCOUNT


Go to the OverDrive App you just downloaded.

**Sign up** with your library card number and PIN  
or use your email to create an OverDrive account.



#### Step 3: ADD YOUR LIBRARY

Go to the **home menu** in the app. Tap **Add a library**.  
Search for **Onondaga County Public Library**.



**Tap the star** to save the library to your library list, the star will turn gold.

### BORROWING TITLES

#### Step 4: BROWSE OR SEARCH FOR A TITLE

In the OverDrive app, tap **Onondaga County Public Library** in the Home menu to start browsing. Browse or search for a title or author, or by your favorite genre.

#### Step 5: BORROW THE TITLE

**Tap Borrow** under the format information. You will sign in to the OCPL OverDrive website with your library card number and PIN.

#### Step 6: ADD THE TITLE TO THE APP OR READ SEVERAL WAYS

Once you've borrowed a title, tap **Add to app** (if shown), or go to the **My Account > Checkouts page** to see all of your options for the title.

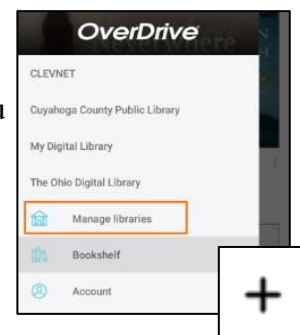
The OverDrive app icon



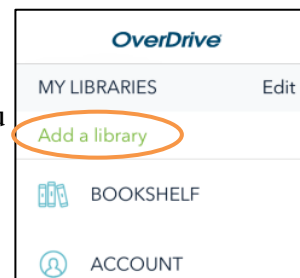
The OverDrive Home Menu button on 1st generation Kindle Fires



The OverDrive Home Menu on an Android device - Tap the + sign to add a library



The OverDrive Home Menu on an iPad or iPhone - Tap **Add a library**



look for this symbol for **My Account**



- **Download/Add** EPUB eBooks and MP3 audiobooks directly to the OverDrive app.
- Tap **Read** or **Listen now** to open and read eBooks and audiobooks right in your browser.
- Select **Download**, then **Kindle Book** to complete checkout on Amazon's website and send the book to your Kindle Reading app (must be downloaded from your device's app store).

